

Chandrapal Dadsena
Government College,
Pithora,
Mahasamund (C.G.)

STUDENT SATISFACTION SURVEY

Report

2022-23



Principal
Chandrapal Dadsena Govt.
College Pithora,
Dist. Mahasamund (C.G.)



About Survey:

We have taken the feedback from our students on their satisfaction about various parameters such as syllabus completion, teaching and their teacher's preparedness, initiatives take by their institution for their development etc. We have designed a survey form on "Student Satisfaction". That survey form consists of 21 questions related to Student satisfaction on teaching and their teacher's preparedness; initiatives take by their institution for their development etc. The students are asked to give their feedback on 0 to 4 Likert scale and 21st question is open ended question for suggestion. The set of questions is given in the following table.

Questions Student Satisfaction Survey form


Q. No.	Parameters
Q1	How much of the syllabus was covered in the class?
Q2	How well did the teachers prepare for the classes?
Q3	How well were the teachers able to communicate?
Q4	The teacher's approach to teaching can best be described as
Q5	Fairness of the internal evaluation process by the teachers.
Q6	Was your performance in assignments discussed with you?
Q7	The institute takes active interest in promoting internship, student exchange, field visit opportunities for students
Q8	The teaching and mentoring process in your institution facilitates you in cognitive, social and emotional growth.
Q9	The institution provides multiple opportunities to learn and grow
Q10	Teachers inform you about your expected competencies, course outcomes and Programme outcomes
Q11	Your mentor does a necessary follow-up with an assigned task to you.
Q12	The teachers illustrate the concepts through examples and applications.
Q13	The teachers identify your strengths and encourage you with providing right level of challenges.
Q14	Teachers are able to identify your weaknesses and help you to overcome them.
Q15	The institution makes effort to engage students in the monitoring, review and continuous quality improvement of the teaching learning process.
Q16	The institute/ teachers use student centric methods, such as experiential learning, participative learning and problem solving methodologies for enhancing learning experiences.
Q17	Teachers encourage you to participate in extracurricular activities
Q18	Efforts are made by the institute/ teachers to inculcate soft skills, life skills and employability skills to make you ready for the world of work.
Q19	What percentage of teachers use ICT tools such as LCD projector, Multimedia, etc. while teaching.
Q20	The overall quality of teaching-learning process in your institute is very good.
Q21	Suggestions if any


Principal

Chandrapal Dadsena Govt.

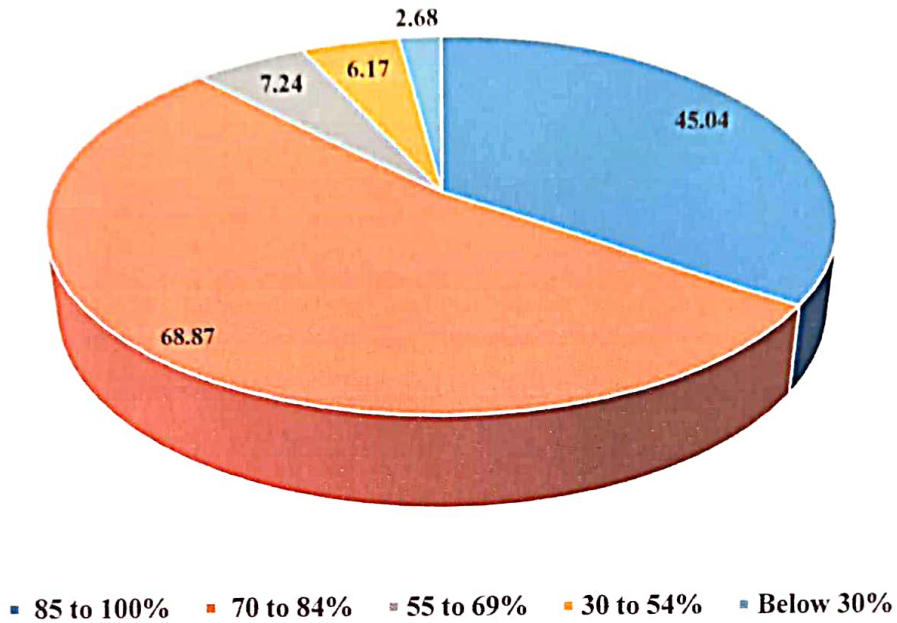
College Pithora,

Distt. Mahasamund(C.G.)

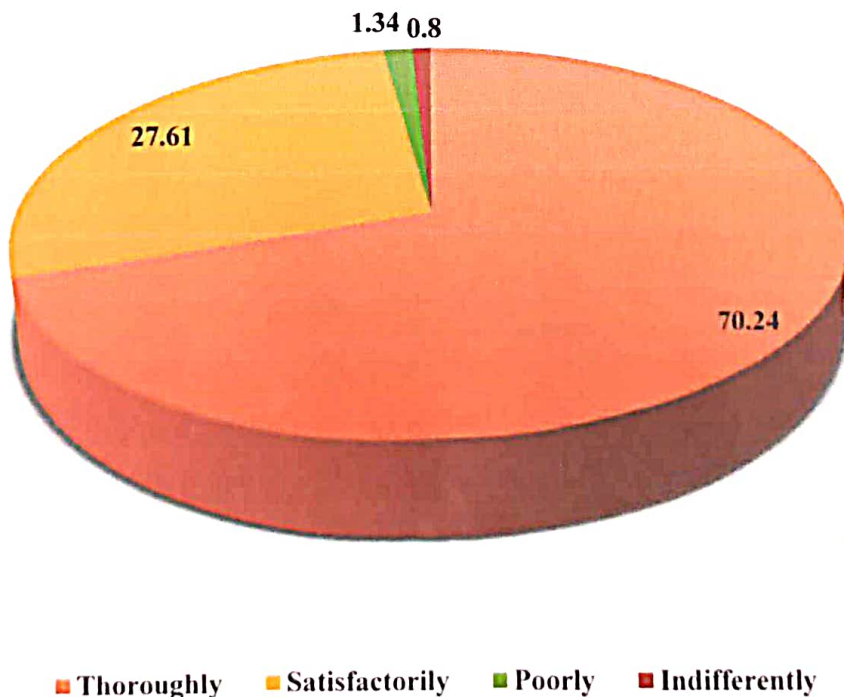


We have received feedback from total 373 out of 2138 students from all the disciplines (Arts, Commerce, Science, Masters & PGDCA) and from different courses. Out of which 63.1% are female and 36.9% male participated in the survey. The details of feedback analysis are as follow.


1. How much of the syllabus was covered in the class?



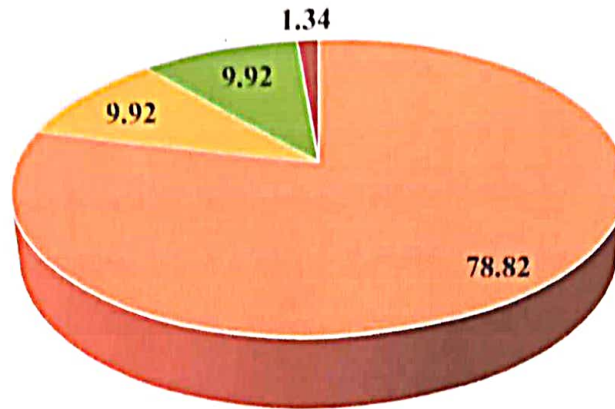
2. How well did the teachers prepare for the classes?



Principal
 Chandrapal Dadsena Govt.
 College, Pitroda,
 Dist-Dehasamund(C.G.)

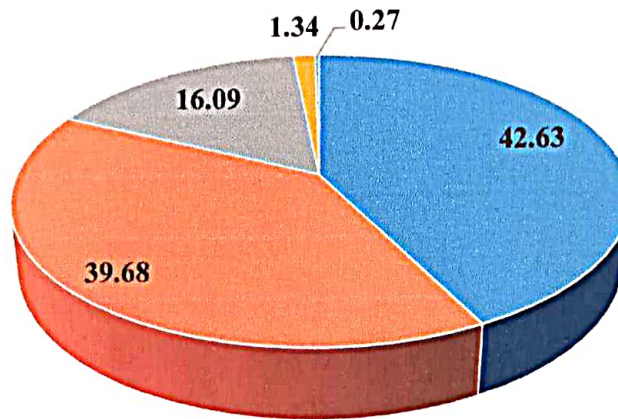


3. How well were the teachers able to communicate?



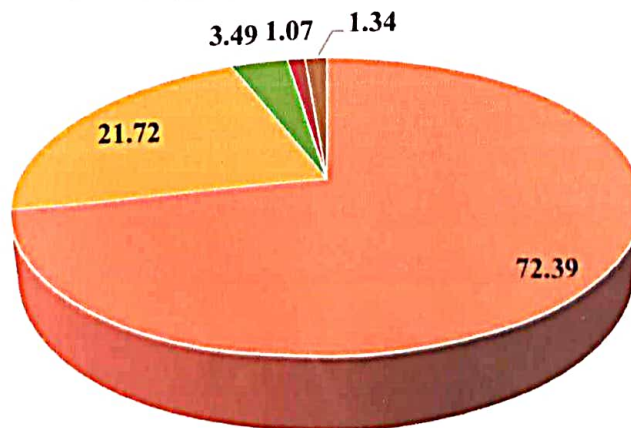
■ Always effective
 ■ Sometimes effective
 ■ Just satisfactorily
 ■ Generally ineffective

4. The teacher's approach to teaching can best be described as



■ Excellent
 ■ Very good
 ■ Good
 ■ Average
 ■ Poor

5. Fairness of the internal evaluation process by the teachers.

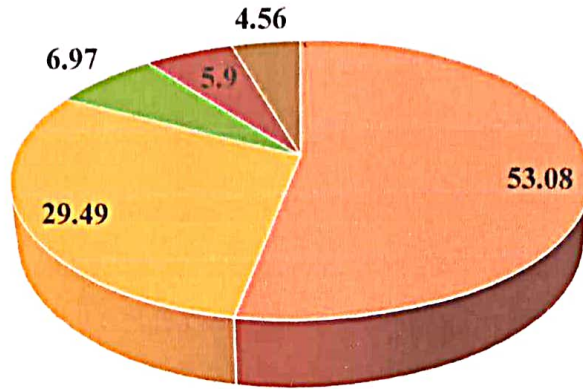


■ Always fair
 ■ Usually fair
 ■ Sometimes unfair
 ■ Usually unfair
 ■ Unfair

Principal
 Chandrapal Dadsena Govt.
 College Pithora,
 Dist. Mahasamund (C.G.)

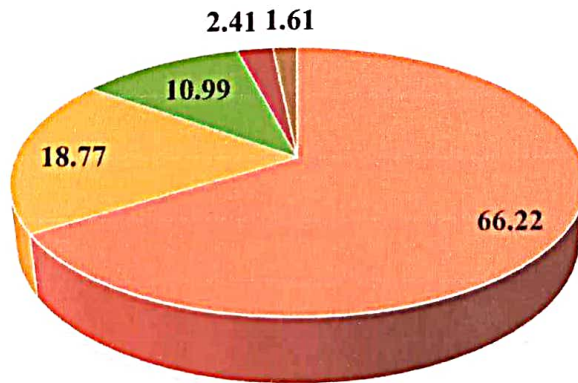


6. Was your performance in assignments discussed with you?



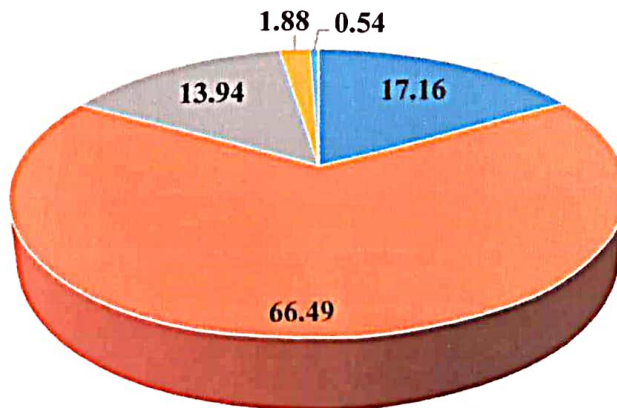
■ Every time ■ Usually ■ Occasionally/Sometimes ■ Rarely ■ Never

7. The institute takes active interest in promoting internship, student exchange, field visit opportunities for students




■ Regularly ■ Often ■ Sometimes ■ Rarely ■ Never

8. The teaching and mentoring process in your institution facilitates you in cognitive, social and emotional growth.



■ Significantly ■ Very well ■ Moderately ■ Marginaly ■ Not at all



[Handwritten Signature]

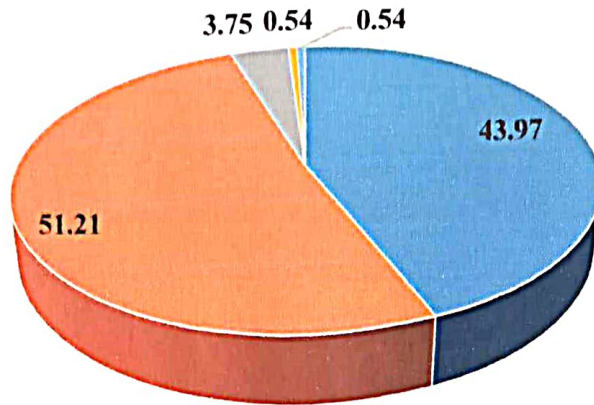
Principal

Chandrapada Dadsena Govt.

College Pithora,

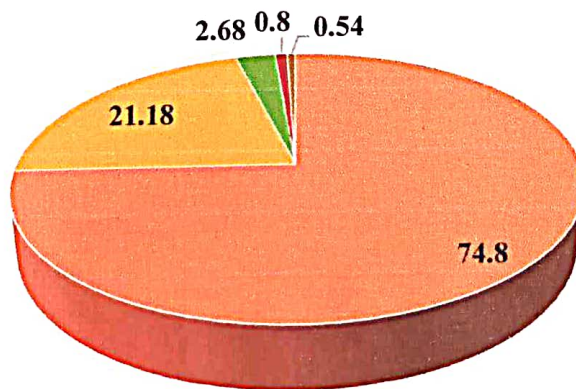
(C.G.)

9. The institution provides multiple opportunities to learn and grow



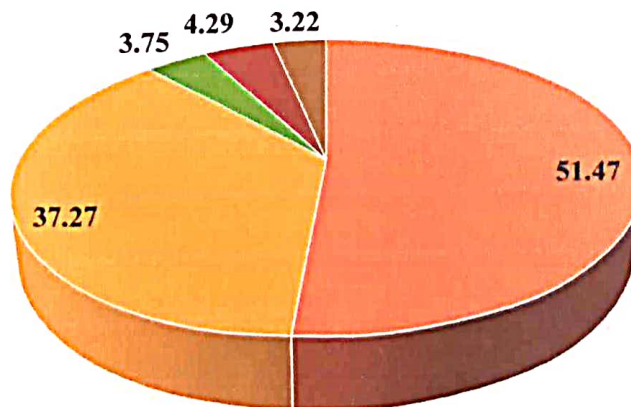
■ Strongly agree ■ Agree ■ Neutral ■ Disagree ■ Strongly disagree

10. Teachers inform you about your expected competencies, course outcomes and Programme outcomes



■ Every time ■ Usually ■ Occasionally/Sometimes ■ Rarely ■ Never

11. Your mentor does a necessary follow-up with an assigned task to you.

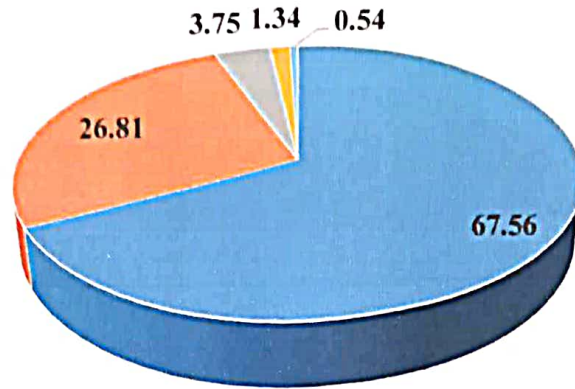


■ Every time ■ Usually ■ Occasionally/Sometimes ■ Rarely ■ Never



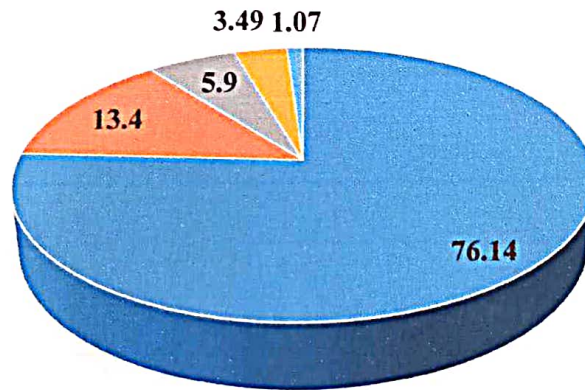
[Signature]
Principal
Chandrapal Dadsena Govt.
College, Pithora,
Dist. Mahasamund (C.G.)

12. The teachers illustrate the concepts through examples and applications.



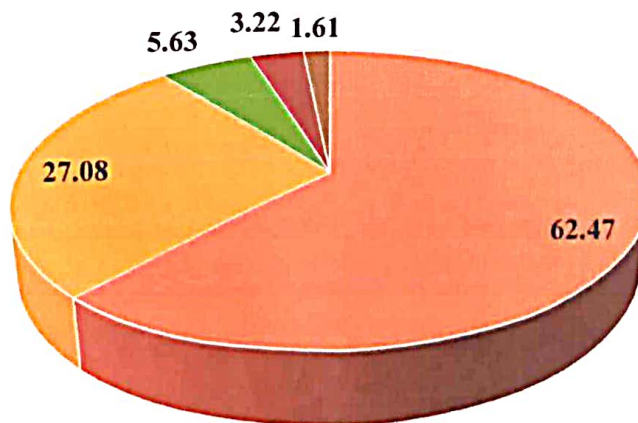
▪ Every time ▪ Usually ▪ Occasionally/Sometimes ▪ Rarely ▪ Never

13. The teachers identify your strengths and encourage you with providing right level of challenges.




▪ Fully ▪ Reasonably ▪ Partially ▪ Slightly ▪ Unable to

14. Teachers are able to identify your weaknesses and help you to overcome them.

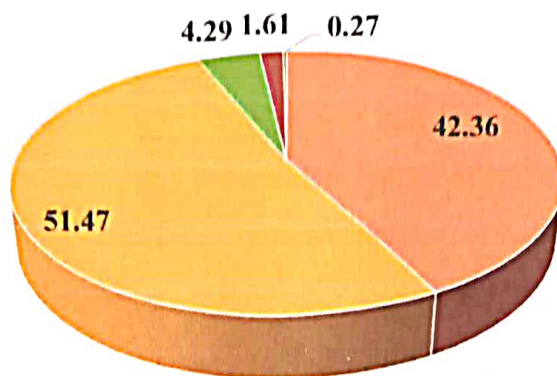


▪ Every time ▪ Usually ▪ Occasionally/Sometimes ▪ Rarely ▪ Never



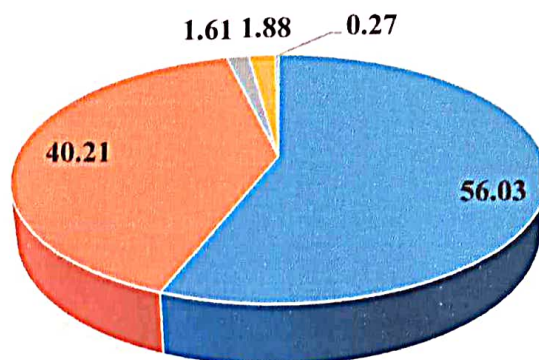
[Signature]
Principal
Jyoti Basu Dadsena Govt.
College Pithora,
Jyoti Basumund (C.G.)

15. The institution makes effort to engage students in the monitoring, review and continuous quality improvement of the teaching learning process.



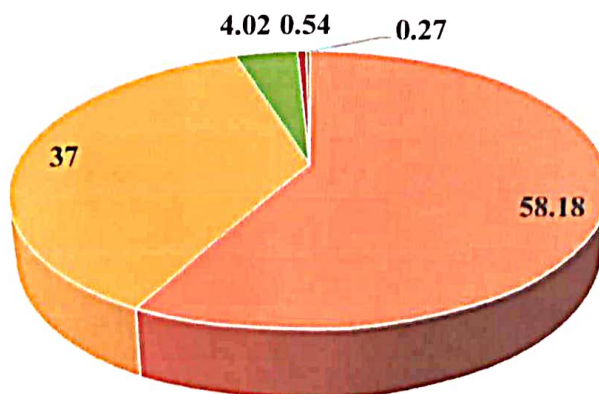
■ Strongly agree ■ Agree ■ Neutral ■ Disagree ■ Strongly disagree

16. The institute/ teachers use student centric methods, such as experiential learning, participative learning and problem-solving methodologies for enhancing learning experiences.



■ To a great extent ■ Moderate ■ Some what ■ Very little ■ Not at all

17. Teachers encourage you to participate in extracurricular activities

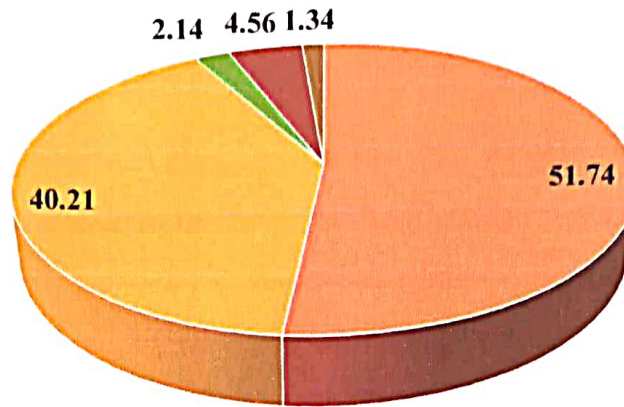


■ Strongly agree ■ Agree ■ Neutral ■ Disagree ■ Strongly disagree



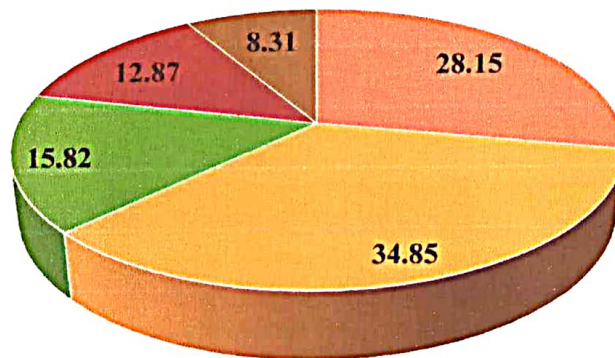
[Signature]
Principal
Chandrapal Dadsena Govt.
College Pithora
Dist. Ashasamund (C.G.)

18. Efforts are made by the institute/ teachers to inculcate soft skills, life skills and employability skills to make you ready for the world of work.



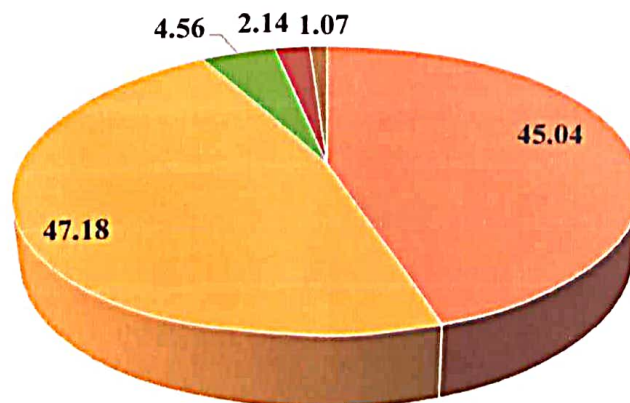
■ To a great extent ■ Moderate ■ Some what ■ Very little ■ Not at all

19. What percentage of teachers use ICT tools such as LCD projector, Multimedia, etc. while teaching.




■ Above 90% ■ 70 – 89% ■ 50 – 69% ■ 30 – 49% ■ Below 29%

20. The overall quality of teaching-learning process in your institute is very good.




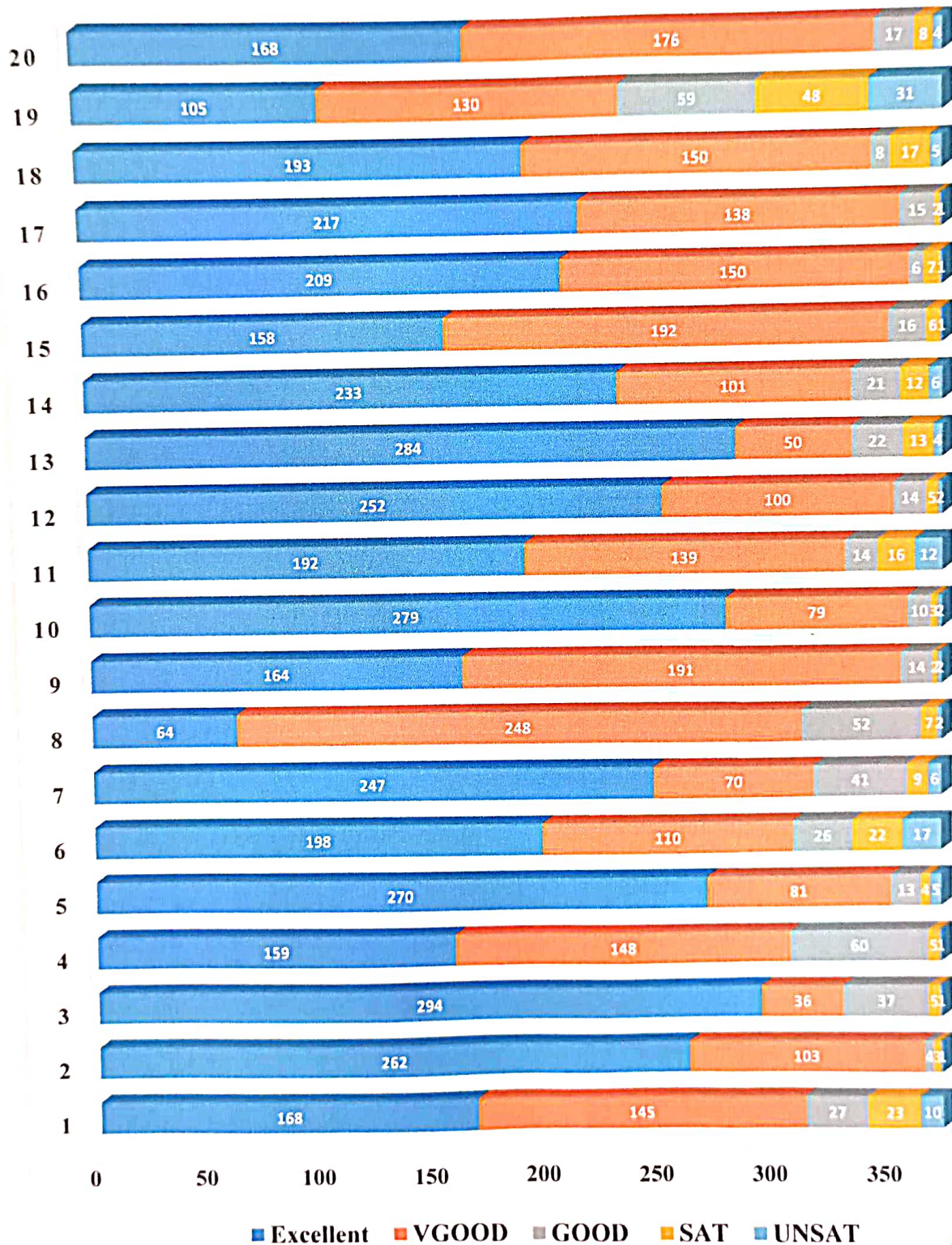
■ Strongly agree ■ Agree ■ Neutral ■ Disagree ■ Strongly disagree




[Signature]
Principal
Chandrapal Dadsena Govt.
Pithora
Mahasamund(C.G.)

Overall Percentage of students Response against survey question

Percentage of Students Response Against Survey Questions





 Principal
 Chandrapal Dadsena Govt.
 College Pithora,
 Distt-Mahasamundr (C.G.)

Student Satisfaction Survey Questionnaire with Average Score

Q. No.	Questions	Options	In the Scale of 4
Q1	How much of the syllabus was covered in the class?	4 - 85 to 100% 3 - 70 to 84% 2 - 55 to 69% 1 - 30 to 54% 0 - Below 30%	3.17/4
Q2	How well did the teachers prepare for the classes?	4 - Thoroughly 3 - Satisfactorily 2 - Poorly 1 - Indifferently	3.67/4
Q3	How well were the teachers able to communicate?	4 - Always effective 3 - Sometimes effective 2 - Just satisfactorily 1 - Generally ineffective	3.65/4
Q4	The teacher's approach to teaching can best be described as	4 - Excellent 3 - Very good 2 - Good 1 - Average 0 - Poor	3.23/4
Q5	Fairness of the internal evaluation process by the teachers.	4 - Always fair 3 - Usually fair 2 - Sometimes unfair 1 - Usually unfair 0 - Unfair	3.63/4
Q6	Was your performance in assignments discussed with you?	4 - Every time 3 - Usually 2 - Occasionally/Sometimes 1 - Rarely 0 - Never	3.21/4
Q7	The institute takes active interest in promoting internship, student exchange, field visit opportunities for students	4 - Regularly 3 - Often 2 - Sometimes 1 - Rarely 0 - Never	3.46/4
Q8	The teaching and mentoring process in your institution facilitates you in cognitive, social and emotional growth.	4 - Significantly 3 - Very well 2 - Moderately 1 - Marginally 0 - Not at all	2.98/4
Q9	The institution provides multiple opportunities to learn and grow	4 - Strongly agree 3 - Agree 2 - Neutral 1 - Disagree 0 - Strongly disagree	3.38/4
Q10	Teachers inform you about your expected competencies, course outcomes and Programme outcomes	4 - Every time 3 - Usually 2 - Occasionally/Sometimes 1 - Rarely 0 - Never	3.69/4

[Signature]
Principal

Chandrapal Dadsena Govt.
College Pithora,
Distt-Mahasamund(C.G.)





Q11	Your mentor does a necessary follow-up with an assigned task to you.	4 - Every time 3 - Usually 2 - Occasionally/Sometimes 1 - Rarely 0 - Never	3.29/4
Q12	The teachers illustrate the concepts through examples and applications.	4 - Every time 3 - Usually 2 - Occasionally/Sometimes 1 - Rarely 0 - Never	3.60/4
Q13	The teachers identify your strengths and encourage you with providing right level of challenges.	4 - Fully 3 - Reasonably 2 - Partially 1 - Slightly 0 - Unable to	3.60/4
Q14	Teachers are able to identify your weaknesses and help you to overcome them.	4 - Every time 3 - Usually 2 - Occasionally/Sometimes 1 - Rarely 0 - Never	3.46/4
Q15	The institution makes effort to engage students in the monitoring, review and continuous quality improvement of the teaching learning process.	4 - Strongly agree 3 - Agree 2 - Neutral 1 - Disagree 0 - Strongly disagree	3.34/4
Q16	The institute/ teachers use student centric methods, such as experiential learning, participative learning and problem-solving methodologies for enhancing learning experiences.	4 - To a great extent 3 - Moderate 2 - Some what 1 - Very little 0 - Not at all	3.50/4
Q17	Teachers encourage you to participate in extracurricular activities	4 - Strongly agree 3 - Agree 2 - Neutral 1 - Disagree 0 - Strongly disagree	3.52/4
Q18	Efforts are made by the institute/ teachers to inculcate soft skills, life skills and employability skills to make you ready for the world of work.	4 - To a great extent 3 - Moderate 2 - Some what 1 - Very little 0 - Not at all	3.36/4
Q19	What percentage of teachers use ICT tools such as LCD projector, Multimedia, etc. while teaching.	4 - Above 90% 3 - 70 - 89% 2 - 50 - 69% 1 - 30 - 49% 0 - Below 29%	2.62/4
Q20	The overall quality of teaching-learning process in your institute is very good.	4 - Strongly agree 3 - Agree 2 - Neutral 1 - Disagree 0 - Strongly disagree	3.33/4

S. Dadasena

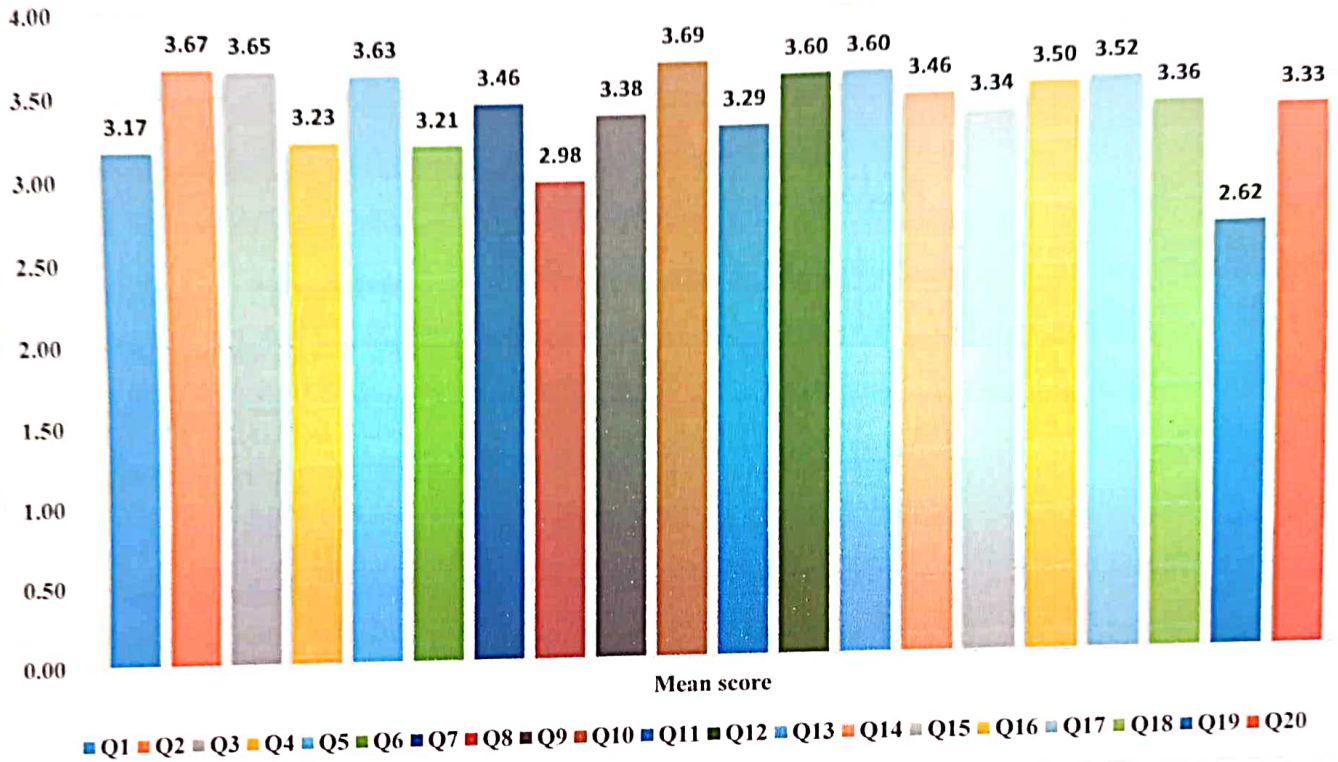
Principal

Chandrapal Dadsena Govt.
College Pithora,
Distt-Mahasamund(C.G.)



Mean Score of Question of Student Satisfaction Survey

Student Satisfaction Survey (Mean Score)



[Signature]
Principal
Chandrapal Dadsena Govt
College Pithora,
Basamund(C.G.)



Summary of Student Satisfaction Survey Analysis: Result, Interpretation & Action Taken Report

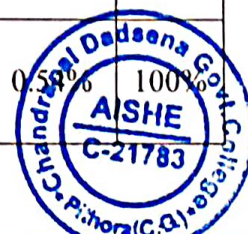

Session 2022-23

Feedback Overall Rating

Q. No.	Parameters	Excellent	Very Good	Good	Satisfactory	Unsatisfactory	Total
Q1	How much of the syllabus was covered in the class?	45.04%	38.87%	7.24%	6.17%	2.68%	100%
Q2	How well did the teachers prepare for the classes?	70.24%	27.61%	1.07%	0.80%	0.27%	100%
Q3	How well were the teachers able to communicate?	78.82%	6.65%	9.92%	1.34%	0.27%	100%
Q4	The teacher's approach to teaching can best be described as	42.63%	39.68%	16.09%	1.34%	0.27%	100%
Q5	Fairness of the internal evaluation process by the teachers.	72.39%	21.72%	3.49%	1.07%	1.34%	100%
Q6	Was your performance in assignments discussed with you?	53.08%	29.49%	6.97%	5.90%	4.56%	100%
Q7	The institute takes active interest in promoting internship, student exchange, field visit opportunities for students	66.22%	18.77%	10.99%	2.41%	1.61%	100%
Q8	The teaching and mentoring process in your institution facilitates you in cognitive, social and emotional growth.	17.16%	66.49%	13.94%	1.88%	0.54%	100%
Q9	The institution provides multiple opportunities to learn and grow	43.97%	51.21%	3.75%	0.54%	0.54%	100%
Q10	Teachers inform you about your expected competencies, course outcomes and Programme outcomes	74.80%	21.18%	2.68%	0.80%	0.54%	100%
Q11	Your mentor does a necessary follow-up with an assigned task to you.	51.47%	37.27%	3.75%	4.29%	3.22%	100%
Q12	The teachers illustrate the concepts through examples and applications.	67.56%	26.81%	3.55%	1.34%	0.50%	100%

[Signature]
Principal

Principal Dadsena Govt.
College Pithora,



Q13	The teachers identify your strengths and encourage you with providing right level of challenges.	76.14%	13.40%	5.90%	3.49%	1.07%	100%
Q14	Teachers are able to identify your weaknesses and help you to overcome them.	62.47%	27.08%	5.63%	3.22%	1.61%	100%
Q15	The institution makes effort to engage students in the monitoring, review and continuous quality improvement of the teaching learning process.	42.36%	51.47%	4.29%	1.61%	0.27%	100%
Q16	The institute/ teachers use student centric methods, such as experiential learning, participative learning and problem-solving methodologies for enhancing learning experiences.	56.03%	40.21%	1.61%	1.88%	0.27%	100%
Q17	Teachers encourage you to participate in extracurricular activities	58.18%	37%	4.02%	0.54%	0.27%	100%
Q18	Efforts are made by the institute/ teachers to inculcate soft skills, life skills and employability skills to make you ready for the world of work.	51.74%	40.21%	2.14%	4.56%	1.34%	100%
Q19	What percentage of teachers use ICT tools such as LCD projector, Multimedia, etc. while teaching.	28.15%	34.85%	15.82%	12.87%	8.31%	100%
Q20	The overall quality of teaching-learning process in your institute is very good.	45.04%	47.18%	4.56%	2.14%	1.07%	100%
Overall percentage of Student Satisfaction Survey		55.17%	34.01%	6.38%	2.91%	1.53%	100%

Duly filled Student Satisfaction Survey forms from 373 students (which is 17.44 % of the total strength of the institution) for the session 2022-23 have been collected online. All the students are satisfied with the survey, overall results of survey reveals that 55.17 % students rated it 'Excellent', 34.01% find it 'very good', 6.38% find it 'good', 2.91% find it 'satisfactory' and only 1.53% students are rated 'unsatisfactory'. Their suggestions are welcomed & college is consistently working for overall improvement of the Institution.

[Signature]
Principal
Chandrapal Dadsena Govt.
College Pithora,
Distt. Mahasamundh (C.G.)



Suggestions Give by Students:

1. All teachers are very good teaches to us, so I think the arrangement of the college study way is good.
2. My college Pithora college is a good college and good all Teacher's is a good teaching.
3. Our college requires postgraduate degree in science field.
4. Assistant professor ki kami hai. Botany , zoology and English ko Guest teachers padhate hain. PG (M.Sc.) ke liye bahar jana pdta hai. Lab assistant ki kami hai.
5. Extracurricular activities take place in college but it can be improved through proper resources and committed teachers, who strives extra in order to ensure that all the students actively participate in extracurricular activities.
6. Sabhi class me projector ki uplabhdhta honi chahiye.
7. Teachers and students should be aware and go ahead by new technologies of teaching and learning.
8. Measure the student outcomes and improve provide opportunities to learn
9. Organize picnic and educational tour for students in each year.

Action Taken by Feedback Committee

The student satisfaction survey has been taken from 373. Suggestions and problems discussed in staff council meeting. Problem and suggestion have been resolved through proper discussion and actions were taken for betterment. In staff council meeting feedback of student satisfaction survey were discussed. All faculties were advised to resolve the problems & difficulties of students and modify teaching styles as per the present needs as well as suggestion regarding infrastructure, amenities & betterment of Institution should be considered, necessary action is taken by the college authority.



Name of Faculty
Professor in charge
Student Satisfaction Survey

Principal
Chandrapal Dadsena Govt.
College Pithora,
Distt-Mahasamund(C.G.)